




Designed for gas and nutrient exchange because it is very thin.  
EX: lining of lungs, inside of blood vessels and capillaries



Specialized for secretion and absorption. Some have microvilli.  
EX: glands such as thyroid, pancreas. Also found in kidney tubules.




Is specialized for secretion and absorption, and also for pushing things along. Can have cila or microvilli. EX: lining of stomach and intestines, Fallopian tubes




2 Types:

- 1) KERATINIZED: top layers hard and dead. EX: skin
- 2) NON-KERATINIZED: top layers soft and alive EX: inside of mouth




Designed for secretion,  
EX: salivary glands, mammary glands  
NOTE: usually just 2-3 layers



Secretes and protects.  
Not very common  
EX: eye, throat, uterus, urethra, salivary glands



Nuclei are at different levels.  
EX: lining of trachea



Designed to stretch.  
EX: Only found in one place: urinary bladder.