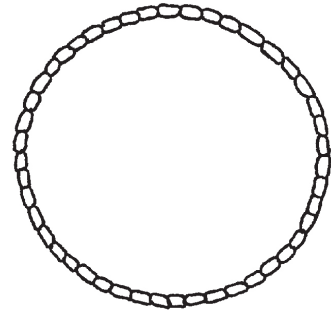



Week 2 begins with IMPLANTATION. The embryo attaches itself to the wall of the mother's uterus.

DAY 7 - 8


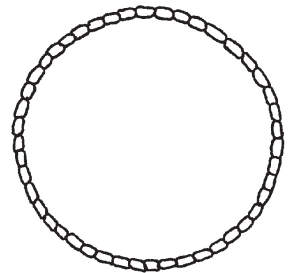
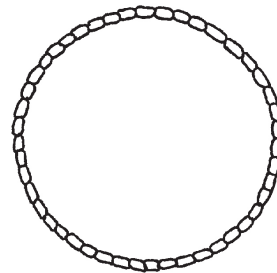
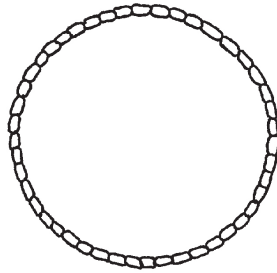
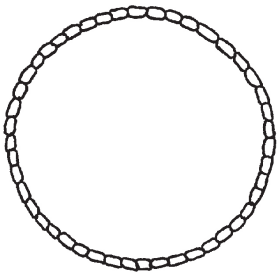
DAY 8-9

By the end of week 1, the embryonic cells have used most the energy that the original egg cell had stored up. To get more energy, the embryo will have to tap into the mother's blood supply and use food she has digested.



The chorionic villi begin to secrete _____, a hormone messenger molecule that will tell the mother's body that an embryo is present.

DAYS 10 - 14



By the end of week 2, there are 3 GERM LAYERS: ("germ" means "seed")

- 1) _____ will become _____
- 2) _____ will become _____
- 3) _____ will become _____

SIDE NOTE: After all the body parts are fully developed, the cells are programmed to stop dividing so fast. "Rogue" cells that continue to divide can cause childhood cancers.

Cancers that arise from the **mesoderm** are called _____.
Children and teenagers are more likely to get this kind.

Cancers that arise from **ectoderm and endoderm** are called _____.
This type of cancer is more common in adults.